


2026 Markets In Play Plus New Option Strategies For Capturing Profits

Presented by
Eversley Forte
Founder & Lead Trading Coach

 404-556-7181

 trading@behindscenes.com

 www.behindscenes.com

About This Presentation

This presentation outlines our futures and options swing trading coaching programs designed to help traders build **consistent, repeatable profitability** through disciplined strategies, risk management, and one-on-one coaching.

The material is intended for **educational purposes** and for individuals evaluating professional trading coaching services.

Important Risk Disclosure

Options and Futures trading involve substantial risk and are not suitable for all investors.

Prior to trading options, investors must review the *Characteristics and Risks of Standardized Options (ODD)*, available from your broker or The Options Clearing Corporation.

All strategies and examples discussed are for **educational and illustrative purposes only** and should not be interpreted as investment advice or a recommendation to buy or sell any security.

Trading results vary by individual. Each trader must determine their own risk tolerance, capital allocation, and trading approach.

Symbol	Sector
DIA	Dow Jones
EEM	Emerging Markets
EFA	Europe, Australia, Asia
EWG	Germany
EWH	Hong Kong
FXI	China
GDX	Gold Miners
GLD	Gold
IBB	Biotechnology
IWM	Russell
IYR	Real Estate
QQQ	Nasdaq
SLV	Silver
SPY	S&P
TLT	Treasury Bond
UNG	Natural Gas
USO	Oil
VNQ	Real Estate
VWO	Emerging Markets
XHB	Homebuilders
XLB	Basic Materials
XLE	Energy
XLF	Financial
XLI	Industrial
XLK	Technology
XLV	Health Care
XME	Metals & Mining
XOP	Oil & Gas Exploration & Production
XRT	Retail

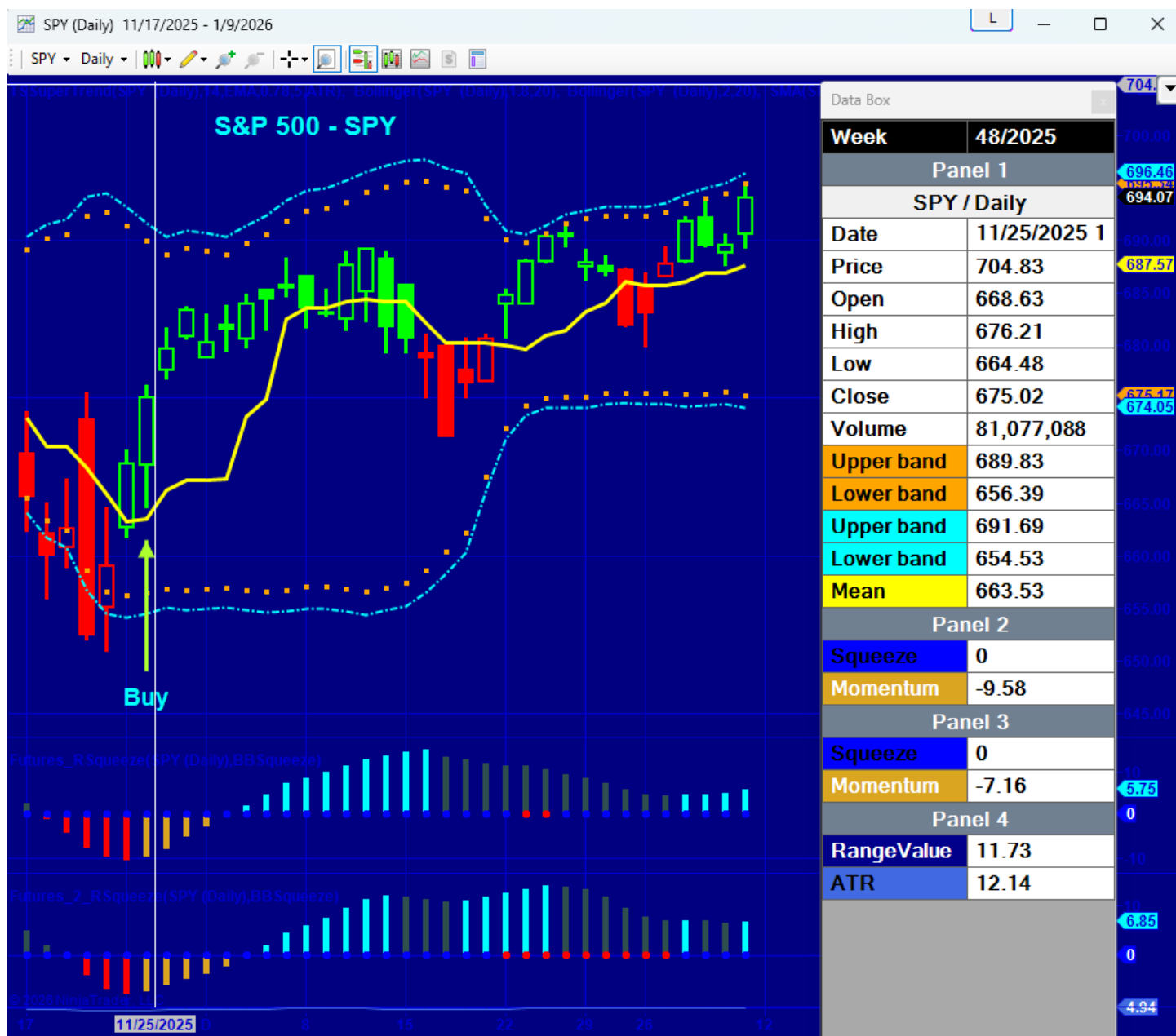
Sample Strategy Overview

Super Trend Sector ETF Buy – Example 1

These examples illustrate the **general concept** behind one of our proprietary Sector ETF option swing trading strategies.

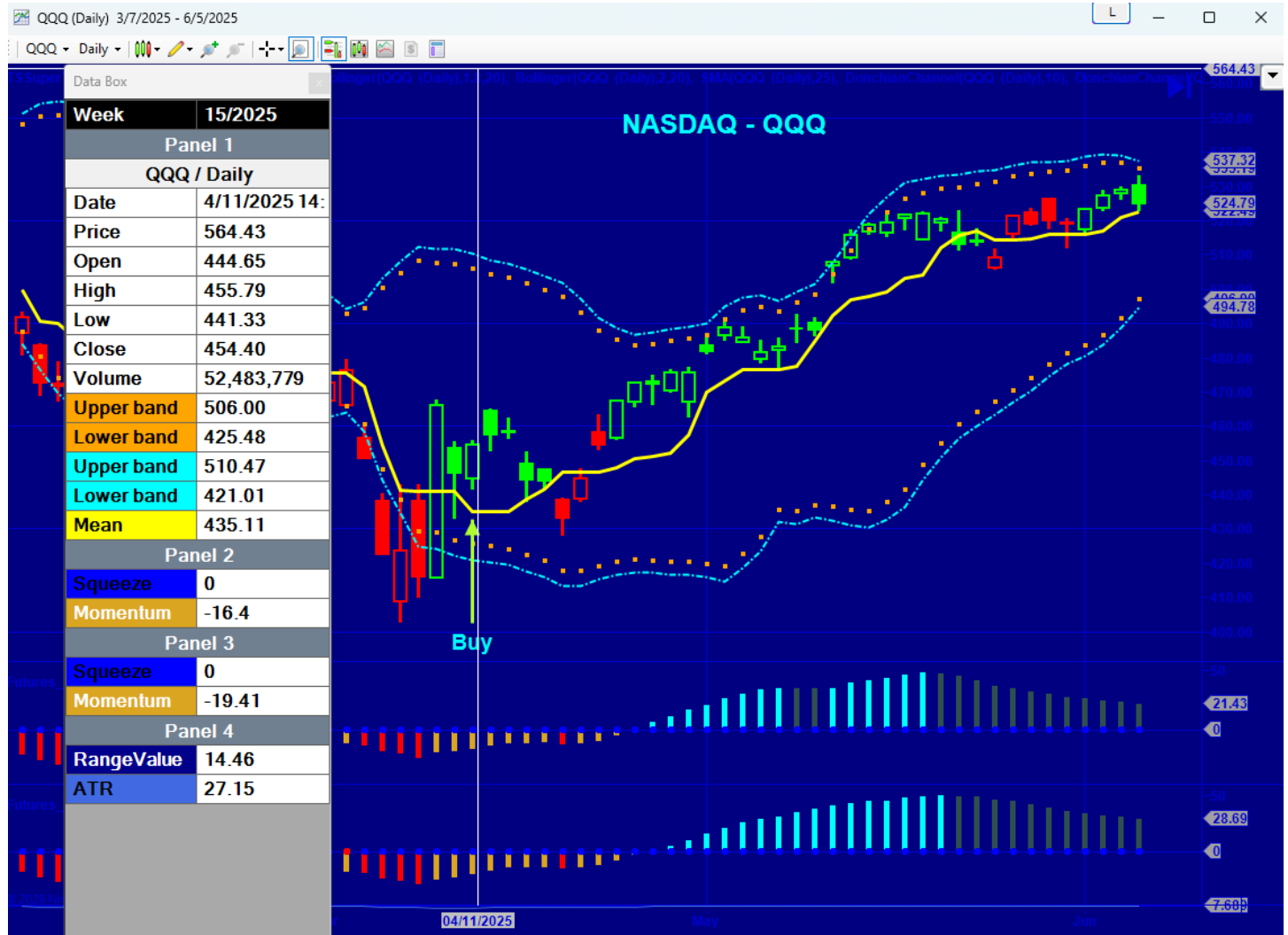
- Full setup, trigger rules, and trade management techniques are covered during **private one-on-one coaching**
- Emphasis is placed on consistency, risk control, and realistic profit expectations

Detailed rules and execution are intentionally not published to preserve strategy integrity.



Sample Strategy Overview

Super Trend Sector ETF Buy – Example 2



Sector	Symbol		
Dow Jones	DIA		
Nasdaq	QQQ		
S&P	SPY		
		SPY	
Total Trades 2019-2026 = 405	Win %	Total Trades 2019-2026 = 144	Win %
Total 1 ATR Target Wins = 368	91%	Total 1 ATR Target Wins = 132	92%
Total 1 ATR Target Losses = 37	9%	Total 1 ATR Target Losses = 12	8%
Total Trades 2026 = 4	Win %	Total Trades 2026 = 1	Win %
Total 1 ATR Target Wins = 4	100%	Total 1 ATR Target Wins = 1	100%
Total 1 ATR Target Losses = 0	0%	Total 1 ATR Target Losses = 0	0%
Total Trades 2025 = 61	Win %	Total Trades 2025 = 23	Win %
Total 1 ATR Target Wins = 54	89%	Total 1 ATR Target Wins = 20	87%
Total 1 ATR Target Losses = 7	11%	Total 1 ATR Target Losses = 3	13%
Total Trades 2024 = 42	Win %	Total Trades 2024 = 11	Win %
Total 1 ATR Target Wins = 40	95%	Total 1 ATR Target Wins = 11	100%
Total 1 ATR Target Losses = 2	5%	Total 1 ATR Target Losses = 0	0%
Total Trades 2023 = 60	Win %	Total Trades 2023 = 25	Win %
Total 1 ATR Target Wins = 52	87%	Total 1 ATR Target Wins = 22	88%
Total 1 ATR Target Losses = 8	13%	Total 1 ATR Target Losses = 3	12%
Total Trades 2022 = 48	Win %	Total Trades 2022 = 19	Win %
Total 1 ATR Target Wins = 39	81%	Total 1 ATR Target Wins = 17	89%
Total 1 ATR Target Losses = 9	19%	Total 1 ATR Target Losses = 2	11%
Total Trades 2021 = 66	Win %	Total Trades 2021 = 25	Win %
Total 1 ATR Target Wins = 63	95%	Total 1 ATR Target Wins = 25	100%
Total 1 ATR Target Losses = 3	5%	Total 1 ATR Target Losses = 0	0%
Total Trades 2020 = 59	Win %	Total Trades 2020 = 21	Win %
Total 1 ATR Target Wins = 55	93%	Total 1 ATR Target Wins = 20	95%
Total 1 ATR Target Losses = 4	7%	Total 1 ATR Target Losses = 1	5%
Total Trades 2019 = 59	Win %	Total Trades 2019 = 19	Win %
Total 1 ATR Target Wins = 55	93%	Total 1 ATR Target Wins = 16	89%
Total 1 ATR Target Losses = 4	7%	Total 1 ATR Target Losses = 3	11%

Sector	Symbol				
Dow Jones	DIA				
Nasdaq	QQQ				
S&P	SPY				
		DIA		QQQ	
Total Trades 2019-2026 = 405	Win %	Total Trades 2019-2026 = 116	Win %	Total Trades 2019-2026 = 145	Win %
Total 1 ATR Target Wins = 368	91%	Total 1 ATR Target Wins = 109	94%	Total 1 ATR Target Wins = 127	86%
Total 1 ATR Target Losses = 37	9%	Total 1 ATR Target Losses = 7	6%	Total 1 ATR Target Losses = 18	14%
Total Trades 2026 = 4	Win %	Total Trades 2026 = 1	Win %	Total Trades 2026 = 2	Win %
Total 1 ATR Target Wins = 4	100%	Total 1 ATR Target Wins = 1	100%	Total 1 ATR Target Wins = 2	100%
Total 1 ATR Target Losses = 0	0%	Total 1 ATR Target Losses = 0	0%	Total 1 ATR Target Losses = 0	0%
Total Trades 2025 = 61	Win %	Total Trades 2025 = 15	Win %	Total Trades 2025 = 23	Win %
Total 1 ATR Target Wins = 54	89%	Total 1 ATR Target Wins = 13	87%	Total 1 ATR Target Wins = 21	91%
Total 1 ATR Target Losses = 7	11%	Total 1 ATR Target Losses = 2	13%	Total 1 ATR Target Losses = 2	9%
Total Trades 2024 = 42	Win %	Total Trades 2024 = 14	Win %	Total Trades 2024 = 17	Win %
Total 1 ATR Target Wins = 40	95%	Total 1 ATR Target Wins = 14	100%	Total 1 ATR Target Wins = 15	88%
Total 1 ATR Target Losses = 2	5%	Total 1 ATR Target Losses = 0	0%	Total 1 ATR Target Losses = 2	12%
Total Trades 2023 = 60	Win %	Total Trades 2023 = 12	Win %	Total Trades 2023 = 23	Win %
Total 1 ATR Target Wins = 52	87%	Total 1 ATR Target Wins = 11	92%	Total 1 ATR Target Wins = 19	83%
Total 1 ATR Target Losses = 8	13%	Total 1 ATR Target Losses = 1	8%	Total 1 ATR Target Losses = 4	17%
Total Trades 2022 = 48	Win %	Total Trades 2022 = 13	Win %	Total Trades 2022 = 16	Win %
Total 1 ATR Target Wins = 39	81%	Total 1 ATR Target Wins = 10	77%	Total 1 ATR Target Wins = 12	75%
Total 1 ATR Target Losses = 9	19%	Total 1 ATR Target Losses = 3	23%	Total 1 ATR Target Losses = 4	25%
Total Trades 2021 = 66	Win %	Total Trades 2021 = 20	Win %	Total Trades 2021 = 21	Win %
Total 1 ATR Target Wins = 63	95%	Total 1 ATR Target Wins = 20	100%	Total 1 ATR Target Wins = 18	86%
Total 1 ATR Target Losses = 3	5%	Total 1 ATR Target Losses = 0	0%	Total 1 ATR Target Losses = 3	14%
Total Trades 2020 = 59	Win %	Total Trades 2020 = 21	Win %	Total Trades 2020 = 17	Win %
Total 1 ATR Target Wins = 55	93%	Total 1 ATR Target Wins = 20	95%	Total 1 ATR Target Wins = 15	88%
Total 1 ATR Target Losses = 4	7%	Total 1 ATR Target Losses = 1	5%	Total 1 ATR Target Losses = 2	12%
Total Trades 2019 = 59	Win %	Total Trades 2019 = 14	Win %	Total Trades 2019 = 26	Win %
Total 1 ATR Target Wins = 55	93%	Total 1 ATR Target Wins = 14	100%	Total 1 ATR Target Wins = 25	96%
Total 1 ATR Target Losses = 4	7%	Total 1 ATR Target Losses = 0	0%	Total 1 ATR Target Losses = 1	4%

Sector	Symbol				
Industrial	XLI				
Technology	XLK				
		XLI		XLK	
Total Trades 2019-2025 = 263	Win %	Total Trades 2019-2025 = 152	Win %	Total Trades 2019-2025 = 111	Win %
Total 1 ATR Target Wins = 237	90%	Total 1 ATR Target Wins = 139	91%	Total 1 ATR Target Wins = 98	88%
Total 1 ATR Target Losses = 26	10%	Total 1 ATR Target Losses = 13	9%	Total 1 ATR Target Losses = 13	12%
Total Trades 2025 = 47	Win %	Total Trades 2025 = 31	Win %	Total Trades 2025 = 16	Win %
Total 1 ATR Target Wins = 43	91%	Total 1 ATR Target Wins = 29	94%	Total 1 ATR Target Wins = 14	88%
Total 1 ATR Target Losses = 4	9%	Total 1 ATR Target Losses = 2	6%	Total 1 ATR Target Losses = 2	12%
Total Trades 2024 = 30	Win %	Total Trades 2024 = 18	Win %	Total Trades 2024 = 12	Win %
Total 1 ATR Target Wins = 26	87%	Total 1 ATR Target Wins = 15	83%	Total 1 ATR Target Wins = 11	92%
Total 1 ATR Target Losses = 4	13%	Total 1 ATR Target Losses = 3	17%	Total 1 ATR Target Losses = 1	8%
Total Trades 2023 = 32	Win %	Total Trades 2023 = 18	Win %	Total Trades 2023 = 14	Win %
Total 1 ATR Target Wins = 29	91%	Total 1 ATR Target Wins = 15	83%	Total 1 ATR Target Wins = 14	100%
Total 1 ATR Target Losses = 3	9%	Total 1 ATR Target Losses = 3	17%	Total 1 ATR Target Losses = 0	0%
Total Trades 2022 = 33	Win %	Total Trades 2022 = 17	Win %	Total Trades 2022 = 16	Win %
Total 1 ATR Target Wins = 27	82%	Total 1 ATR Target Wins = 15	88%	Total 1 ATR Target Wins = 12	75%
Total 1 ATR Target Losses = 6	18%	Total 1 ATR Target Losses = 2	12%	Total 1 ATR Target Losses = 4	25%
Total Trades 2021 = 40	Win %	Total Trades 2021 = 25	Win %	Total Trades 2021 = 15	Win %
Total 1 ATR Target Wins = 39	98%	Total 1 ATR Target Wins = 25	100%	Total 1 ATR Target Wins = 14	93%
Total 1 ATR Target Losses = 1	2%	Total 1 ATR Target Losses = 0	0%	Total 1 ATR Target Losses = 1	7%
Total Trades 2020 = 34	Win %	Total Trades 2020 = 25	Win %	Total Trades 2020 = 9	Win %
Total 1 ATR Target Wins = 31	91%	Total 1 ATR Target Wins = 23	92%	Total 1 ATR Target Wins = 8	89%
Total 1 ATR Target Losses = 3	9%	Total 1 ATR Target Losses = 2	8%	Total 1 ATR Target Losses = 1	11%
Total Trades 2019 = 47	Win %	Total Trades 2019 = 18	Win %	Total Trades 2019 = 29	Win %
Total 1 ATR Target Wins = 42	89%	Total 1 ATR Target Wins = 17	94%	Total 1 ATR Target Wins = 25	86%
Total 1 ATR Target Losses = 5	11%	Total 1 ATR Target Losses = 1	6%	Total 1 ATR Target Losses = 4	14%

New Strategy - Super Trend Buy Trades from 2019 thru 2025


Valid Trade Date	Symbol	Long or Short	Status	Valid Trade Date	Symbol	Long or Short	Status	Sector	Symbol
11/26/25	DIA	Long	Win	05/27/22	QQQ	Long	Loss	Dow Jones	DIA
11/26/25	XLI	Long	Win	05/26/22	XLI	Long	Win	Nasdaq	QQQ
10/21/25	DIA	Long	Win	05/26/22	XLK	Long	Win	S&P	SPY
08/27/25	XLI	Long	Win	05/17/22	SPY	Long	Win	Industrial	XLI
06/24/25	XLI	Long	Win	05/17/22	XLI	Long	Win	Technology	XLK
04/11/25	DIA	Long	Win	04/20/22	DIA	Long	Loss		
04/11/25	QQQ	Long	Win	02/28/22	XLI	Long	Win	Total Trades 2019-2026 = 99	Win %
04/11/25	SPY	Long	Win	02/01/22	XLI	Long	Win	Total 1 ATR Target Wins = 91	92%
04/11/25	XLI	Long	Win	01/31/22	DIA	Long	Loss	Total 1 ATR Target Losses = 8	8%
04/11/25	XLK	Long	Win	01/31/22	QQQ	Long	Loss		
01/15/25	DIA	Long	Win	01/31/22	SPY	Long	Loss	DIA	
01/15/25	SPY	Long	Win	01/31/22	XLK	Long	Loss	Total Trades 2019-2026 = 22	Win %
01/14/25	XLI	Long	Win	10/07/21	DIA	Long	Win	Total 1 ATR Target Wins = 20	91%
11/06/24	DIA	Long	Win	10/07/21	QQQ	Long	Win	Total 1 ATR Target Losses = 2	9%
11/06/24	QQQ	Long	Win	10/07/21	SPY	Long	Win		
11/06/24	SPY	Long	Win	10/07/21	XLI	Long	Win	QQQ	
11/06/24	XLI	Long	Win	10/07/21	XLK	Long	Win	Total Trades 2019-2026 = 16	Win %
11/06/24	XLK	Long	Win	09/24/21	XLI	Long	Win	Total 1 ATR Target Wins = 14	88%
04/26/24	QQQ	Long	Win	09/23/21	DIA	Long	Win	Total 1 ATR Target Losses = 2	12%
04/26/24	XLI	Long	Win	07/21/21	XLI	Long	Win		
04/26/24	XLK	Long	Win	05/20/21	QQQ	Long	Win	SPY	
04/23/24	DIA	Long	Win	05/20/21	XLK	Long	Win	Total Trades 2019-2026 = 17	Win %
01/22/24	DIA	Long	Win	01/07/21	DIA	Long	Win	Total 1 ATR Target Wins = 16	94%
01/22/24	XLI	Long	Win	01/07/21	SPY	Long	Win	Total 1 ATR Target Losses = 1	6%
11/02/23	XLI	Long	Win	11/04/20	QQQ	Long	Win		
11/01/23	DIA	Long	Win	11/04/20	SPY	Long	Win	XLI	
11/01/23	QQQ	Long	Win	11/03/20	XLI	Long	Win	Total Trades 2019-2025 = 28	Win %
11/01/23	SPY	Long	Win	09/28/20	DIA	Long	Win	Total 1 ATR Target Wins = 27	96%
11/01/23	XLK	Long	Win	09/28/20	QQQ	Long	Win	Total 1 ATR Target Losses = 1	4%
10/10/23	DIA	Long	Win	09/28/20	SPY	Long	Win		
08/28/23	SPY	Long	Win	09/28/20	XLI	Long	Win	XLK	
08/28/23	XLI	Long	Win	09/28/20	XLK	Long	Win	Total Trades 2019-2026 = 16	Win %
06/02/23	DIA	Long	Win	05/18/20	DIA	Long	Win	Total 1 ATR Target Wins = 14	88%
06/02/23	XLI	Long	Win	05/18/20	SPY	Long	Win	Total 1 ATR Target Losses = 2	12%
04/28/23	QQQ	Long	Win	05/18/20	XLI	Long	Win		
04/28/23	XLK	Long	Win	03/25/20	DIA	Long	Win		
03/21/23	DIA	Long	Win	03/25/20	XLI	Long	Win		
03/20/23	SPY	Long	Win	03/24/20	QQQ	Long	Win		
03/03/23	XLI	Long	Loss	03/24/20	XLK	Long	Win		
01/09/23	XLK	Long	Win	03/04/20	XLK	Long	Loss		
11/10/22	QQQ	Long	Win	10/11/19	XLI	Long	Win		
10/05/22	SPY	Long	Win	08/19/19	QQQ	Long	Win		
10/04/22	DIA	Long	Win	08/19/19	SPY	Long	Win		
10/04/22	QQQ	Long	Win	06/06/19	QQQ	Long	Win		
10/04/22	XLI	Long	Win	06/05/19	DIA	Long	Win		
10/04/22	XLK	Long	Win	06/05/19	SPY	Long	Win		
07/19/22	XLI	Long	Win	06/05/19	XLI	Long	Win		
06/24/22	SPY	Long	Win	03/29/19	DIA	Long	Win		
				03/29/19	XLI	Long	Win		

2026 Coaching Special

 **Offer expires: Midnight, Friday, January 30, 2026**

Limited-Time Discounts

- **\$250 off** – Futures Swing Trading Program
- **\$250 off** – Daily Chart Options Swing Trading Program
- **\$750 off** – Combined Futures & Options Program (*Best Value*)
- **\$750 off** – Full Options Program (Daily & Weekly Strategies)

 Contact us through our website form or email us to receive the discounted pricing.

****Discounts apply to standard program pricing listed below ****

Options Coaching Programs

Daily Chart Options Program

8 Swing Trading Strategies | \$1,750

This is the program we recommend for anyone new to option trading, as well as experienced traders looking to add more consistency and profitability to their trading portfolios. For newer traders, we will provide guidance with selection of option brokers, setup of trading and analysis platforms, plus address any questions or concerns that come up.

Program Highlights

- 20–40 trade opportunities per month
- Focus on high-probability trades (historically 84%+ win rate)
- Comprehensive trading plans for each setup
- 28 ETFs covering major markets, sectors, and international markets
- Win/loss statistics provided and updated periodically

Each coaching plan is customized based on your goals, preferred markets, and lifestyle.

Ongoing Support & Trade Review

- Minimum 6 months of coaching support
- Monthly review of all trades
- Identification of execution or process errors
- Adjustments to strategies based on performance
- Clear expectations around normal vs. avoidable losses

This structured review process helps traders develop discipline, consistency, and confidence across different market environments.

Coaching Format & Availability

- Initial setup sessions for charting and analysis platforms: 1–2 hours.
- 1-2 hour long coaching sessions scheduled weekly at mutually agreed upon days and times.
- Ongoing 1-on-1 support as needed throughout the program.

We prioritize flexibility and practical implementation for busy professionals.

Futures Coaching Program

Index & Currency Futures Swing Trading

Investment: \$1,745

This program is designed for both **new and experienced traders** seeking structure, discipline, and consistency.

What's Included

- 10 professionally developed futures trading strategies
- Detailed written trading plans for each setup
- Historical win/loss statistics and expectancy models
- Position sizing and profit-maximization techniques
- Coverage of ES, NQ, RTY, YM, AD, BP, CD, EC, and SF contracts

Coaching & Support

- Minimum **6 months of guided support**
- Monthly trade reviews and performance analysis
- Strategy refinement based on your results
- Direct coaching access via phone, Zoom, and email

This program is strongly recommended for traders seeking a **structured path to consistency**.

One-On-One Coaching

Some traders learn best with individual attention. In private coaching sessions, Eversley works directly with you to:

- Accelerate the learning process
- Customize strategies to your experience level
- Help transition from simulation to live trading with confidence

Sessions are conducted **via Zoom or in person** (San Francisco Bay Area).

Combined Futures & Options Program

Futures + Options Daily Chart Strategies

Investment: \$3,495

This comprehensive program combines our futures and options strategies.

Program Highlights

- 10 Daily Chart Futures strategies
- 8 Daily Chart Options strategies
- ETF options with historical win rates of **84%+**
- 28 ETFs covering major markets, sectors, and international exposure
- 20–40 trade opportunities per month

Ongoing Development

- Monthly performance reviews
- Strategy optimization after 3–6 months
- Periodic statistical updates
- Personalized planning based on lifestyle and goals

Training Format

- Initial setup sessions for charting and analysis platforms: 1–2 hours.
- 1-2 hour long coaching sessions scheduled weekly at mutually agreed upon days and times.
- Ongoing 1-on-1 support as needed throughout the program.


We prioritize flexibility and practical implementation for busy professionals.

Next Steps

Call or email to discuss your trading goals and determine the best path forward to achieve those goals.

Eversley Forte

trading@behindscenes.com

 404-556-7181

 www.behindscenes.com

 Bay Area Options & Futures Swing Traders Meetup:

<http://www.meetup.com/Bay-Area-Options-and-Forex-Swing-Traders/>